



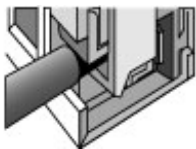
Screw Connectors for Printed Circuit Boards

TYPE 141-A-111

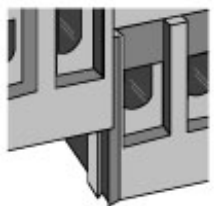
0.2 in. spacing - 2 and 3 poles



| | | | | | | |
|--------|--------------|----------|---------------|--------------|----------------------|-------|
| Series | Download PDF | 3D Model | Can plug with | How to order | Color specifications | Print |
|--------|--------------|----------|---------------|--------------|----------------------|-------|



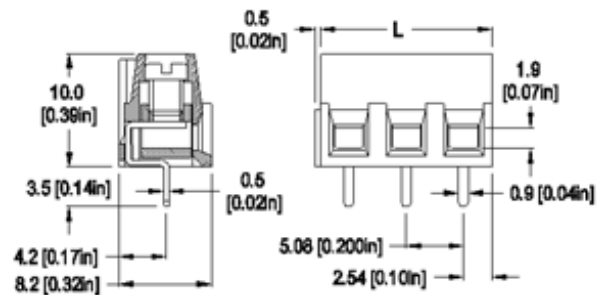
Elevator Style Clamping



Dovetail Interlocking Feature



RoHS WEEE
Pb free compliant



Dimensions: mm (in.)

Length of Connector (L)

L = No. of Poles x Center to Center Spacing

When locating connector, allow 0.5 mm clearance around it for process-induced variations.

Description

- Dovetail version
- Wire entrance parallel to PC Board
- Elevator-style clamping mechanism
- The 2 and 3 poles units can be factory, field or distributor assembled to almost any number of poles.

Technical Data

Center to Center Spacing: 5.08 mm (0.200 in.)

Nominal Cross Section:

1.5 mm² (2325 mils²)

Wire Stripping Length: 6 mm (0.25 in.)

Recommended Hole Diameter in PC Board:

1.2 mm (0.047 in.)

Approval Information

UL File No.E69841

CSA File No.LR24322



| Rating | Current(A) | Voltage(V) | Application group | AWG |
|--------|------------|------------|-------------------|-------|
| UL | 10 | 300 | B,C,D | 30-14 |
| CSA | 15 | 300 | B | 30-14 |

* UL: 20A range for factory wiring only.

Screw Tightening Torque:

UL: 4.5 lbf·in

CSA: 0.51 Nm

Rated Impulse Withstand Voltage: 2500 V

Material

 [Top of page](#)

Molding: Polyamide, self extinguishing UL 94, V-0, color grey

Temperature limits:

Short Time: 140°C (284°F)

Continuous: RTI 105°C (221°F)

Low Limit: -40°C (-40°F)

Comparative Tracking Index: CTI > 600

Oxygen Index Rating: 33%

Screw: M3, Slotted head, zinc plated blue passivated, steel substrate

Terminal Body: Nickel plated copper alloy

Solder Pin and Pressure Plate: Tin plated copper alloy

Solder Pin: 0.9 mm x 0.5 mm (0.04 in. x 0.02 in.),

How to order

Item 141-A-111

Options

CN: Consecutive Numbering (hot stamped numbers)

SM: Special Marking (please provide sketch)

BS: Copper Alloy Screw

G05: Gold Plating (5 micro inches)

G30: Gold Plating (30 micro inches)

S30: Silver Plating (30 micro inches)

Note: Plated components: solder pin and pressure plate

Ordering Note: To order factory assembled specify the number of poles required.

141-A-111/

POLES:
02 and 03

[Request sample](#)

[Request quote](#)

Quantity

Accessories

[BST Self Adhesive Marking Strips.](#)

[Consecutively numbered.](#)

[Jumper, Type 970-J1.](#)

[Add to shopping cart](#)